



European notified body
Identification number 0736

EC-Type Examination (Module B) Certificate

Certificate No. **100.218**

Name and address of the manufacturer: SAINT-GOBAIN ISOVER G+H AG
Bürgermeister-Grünzweig-Strasse 1
67059 Ludwigshafen (Germany)

Date of issue: **27.05.2014**

Annex A.1 Item No & Item designation: **A.1/3.34 – Fire resisting divisions for high speed craft**

Product designation: Vertical division 60

Product Type: **Loadbearing fire-resisting bulkhead 60 (restricted application)**

Intended purpose: Fire resisting divisions for high speed craft complying with IMO Resolution MSC.36(63)-96/98/HSC-Code) 7 and IMO Resolution MSC.97(73)-(2000 HSC-Code) 7

Testing based on (Specific standard): IMO Resolution MSC.307 (88)-(FTP-Code 2010)*
*) = not applicable accordance chapter 8.3 IMO Resolution MSC.307 (88)
IMO Resolution MSC.61(67)-(FTP-Code)

Remarks: see overleaf

The type tested was found to be in compliance with the Fire Protection requirements of Marine Equipment Directive (MED) 96/98/EC as amended by Directive 2012/32/EU subject to any conditions in the schedule (part of this certificate).

This certificate may only be used in connection with module(s) **D, E or F** of this directive.

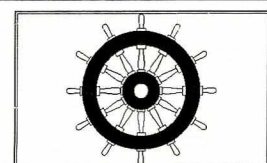
Expiry date: **26.05.2019**

Installed equipment stays approved beyond the validity date until it is revoked!

Note 1: This certificate will not be valid if the manufacturer makes any changes or modifications to the approved equipment, which have not been notified to, and agreed with the notified body named on this certificate.

Note 2: Should the specified regulations or standards be amended during the validity of this certificate, the product(s) is/are to be re-approved prior to it/they being placed on board vessels to which the amended regulations or standards apply.

Note 3: The Mark of Conformity may only be affixed to the above type approved equipment and a Manufacturer's Declaration of Conformity issued when the production-control phase module (D, E or F) of ANNEX B of the Directive is fully complied with and controlled by a written inspection agreement with a notified body.



xxxx/yy

Note 4: "Wheelmark" Format

YY Last two digits of year mark affixed.

XXXX Notified Body number undertaking surveillance module



Signature (Bork)



Technical data / approved drawings and additional conditions and remarks:

1.

This EC-Type Examination Certificate is based on the following document:

- Test Report P604990 of the "SP Technical Research Institute of Sweden", 501 15 Borås (SWE) dated 20.02.2007.
- "Assessment of a load bearing fire-resisting bulkhead" of SP Technical Research Institute of Sweden (Mr. Lars Boström) with reference P903422B dated 07.12.2009.

2.

This EC-Type Examination Certificate provides that the assembly of the loadbearing vertical division coincides in all items with the construction as described in number 2.2 and the annexes to the Test Report P604990.

3.

All measurements of the loadbearing vertical division must be in accordance with the drawing no. AK2172 (annex no. 1 + 2 to the Test Report P604990).

They may only be changed in compliance with the Prüf- und Zertifizierungsstelle of Dienststelle Schiffssicherheit.

4.

The construction may be also insulated and build according to the drawing no. AK2186 dated 10.09.2009 (appendix to the assessment with reference P903422B dated 07.12.2009).

5.

The vertical division was tested as follows:

Insulation	= exposed side
FRP Sandwich panel	= unexposed side

6.

Restricted application:

Fire against the insulated side

7.

As fire restricting material has to be used:

- "FRP Sandwich panel with different insulation materials", EC-Type Examination Certificate No. 223.002, issued by Dienststelle Schiffssicherheit.

8.

For insulating the "FRP Sandwich Panel" may also be used the identical insulating materials of the series "ULTIMATE U SeaProtect" (manufacturer: SAINT-GOBAIN ISOVER G+H AG).

9.

Fire restricting material as per Test Report P604990 may be replaced by a different one or non combustible material, provided that its composition and physical properties (e.g. heat conductivity, density and thickness of the material) correspond with the tested material and an approval as per Directive 96/98, as amended, has been obtained.

This has to be proved to Dienststelle Schiffssicherheit beforehand in written form.

10.

Surface materials which will be used must be not readily ignitable and approved by an European notified body.

11.

The equipment shall be marked in accordance with article 11 of the Council Directive 96/98 EC of 20 December 1996 on Marine Equipment as amended.

12.

This EC-Type Examination Certificate replaces the old EC-Type Examination Certificate, issued on 12.05.2009 with a running time up to 31.05.2014.

13.

This EC-Type Examination Certificate may only be published or transmitted unabridged.



European notified body
Identification number 0736



DGUV Test

Prüf- und Zertifizierungsstelle
BG Verkehr
Dienststelle Schiffssicherheit

1. Supplement to EC-Type Examination Certificate

Certificate-No. 100.218

dated 27.05.2014

Product designation: Vertical division 60

Item designation: A.1/3.34 - Fire resisting divisions for high speed craft

Type: Loadbearing fire-resisting bulkhead 60
(restricted application)

Manufacturer: SAINT-GOBAIN ISOVER G+H AG
Bürgermeister-Grünzweig-Strasse 1
67059 Ludwigshafen (Germany)

Reference: Assessment for the change of insulation issued by "SP Technical Research Institute of Sweden" (Mr. P. Johansson) with the reference P903422D dated 01.12.2014.

Alteration / Addition: For the non-combustible material ISOVER-marine slab ULTIMATE U MPN 85 / ISOVER-marine slab ULTIMATE U SeaProtect slab 85 the following insulation shall be used:

- ISOVER-marine slab ULTIMATE U SeaProtect slab 86
EC-Type Examination Certificate No. 114.477, issued by Ship Safety Division

The approved type with the above certificate number may be further manufactured and sold with the alterations / additions stated above.

The other regulations of the EC-Type Examination Certificate are not affected by this supplement.

This Supplement to EC-Type Examination Certificate will be expired on: **26.05.2019**

Hamburg, 13.01.2015



Signature (Bork)



Third layer ULTIMATE U MPN 66-50

Second layer ULTIMATE U MPN 85-25

First layer ULTIMATE U MPN 85-25

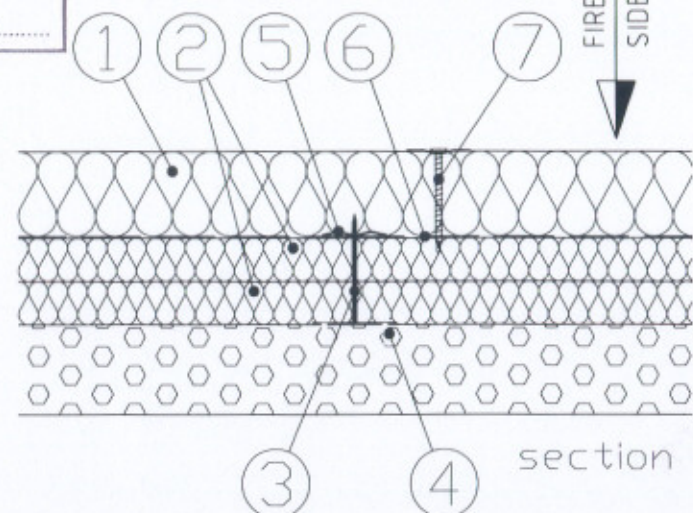


APP:

REF: P604990

SIGN:

Rt



	Description	Specification	Manufacturer
1	Insulation	Ultimate U MPN 66-50	Saint-Gobain Isover
2	Insulation	Ultimate U MPN 85-25	Saint-Gobain Isover
3	Pin with perfor. Plate	$\phi=2.7\text{mm}$ / $L=64\text{mm}$	LM DAHL
4	Screws for Plate Pins	Steel $L=13\text{mm}$ $\phi=3.5\text{mm}$	
5	Washers	Steel $\phi=38\text{mm}$	LM DAHL
6	Steel Strip	40% perfor. $68 \times 0.5\text{mm}$	LM DAHL
7	Screw IR2-4.8	Steel 60mm	SFS Intec

Für diese technische Unterlage behalten wir uns alle Rechte vor, auch für den Fall der Patentanmeldung oder Gebrauchsmustereintragung. Ohne unsere vorherige Zustimmung darf diese technische Unterlage weder ververviältigt noch Dritten zugänglich gemacht werden und sie darf durch den Empfänger oder Dritte auch nicht in anderer Weise nützlichaft verwendet werden. Zuwiderhandlungen verpflichten zu Schadensersatz und können strafrechtliche Folgen haben.

We reserve all rights for this technical document including possible patent or registration of a utility model. Without our prior consent, this technical document must not be reproduced or copied nor made available to third parties, and it must not be adversely exploited in any other way by the recipient or any third parties. Noncompliance will result in an obligation for compensation of any damage resulting therefrom and may have penal consequences.

ISOVER

SAINT-GOBAIN ISOVER

Änderungen / Modifications		Datum / Date	
E			
D			
C			
B			
A			
Maßstab / Scale	Gezeichnet / Drawn	Gepüft / Checked	Datum / Date
	A. Köhler		25.01.2007
		Klass. Nr. / Class No.	Zeichnung Nr. / Drawing No.
			AK2172
		Index	1/2

FRD60 FRP Bulkhead

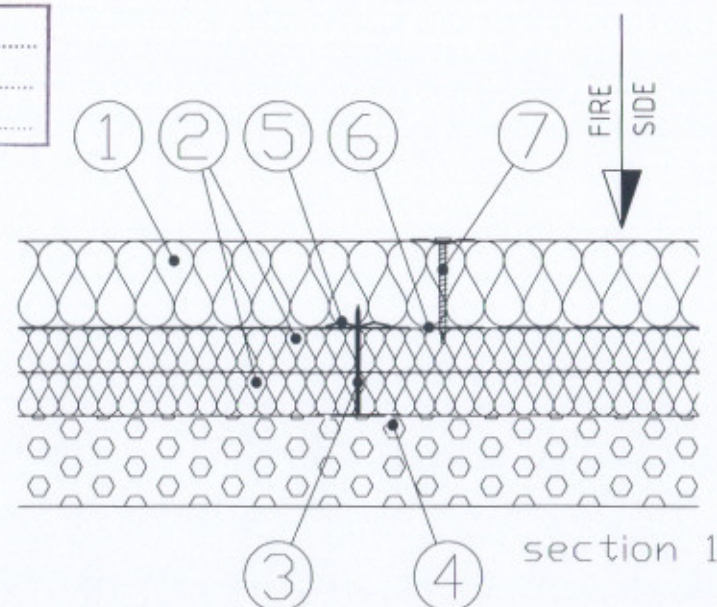
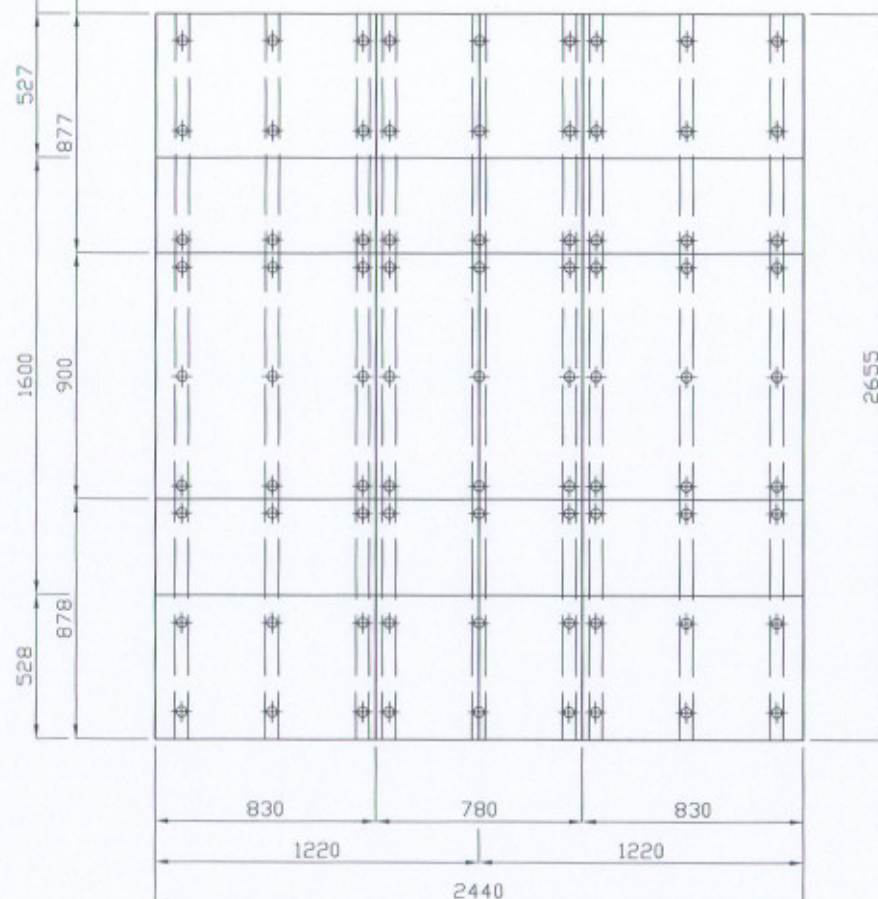
section 1

Second layer ULTIMATE U MPN 85-25

First layer ULTIMATE U MPN 85-25



APP: 2
REF: P604970
SIGN: RH



	Description	Specification	Manufacturer
1	Insulation	Ultimate U MPN 66-50	Saint-Gobain Isover
2	Insulation	Ultimate U MPN 85-25	Saint-Gobain Isover
3	Pin with perfor. Plate	$\varnothing=2.7\text{mm}$ / $L=64\text{mm}$	LM DAHL
4	Screws for Plate Pins	Steel $L=13\text{mm}$ $\varnothing=3.5\text{mm}$	
5	Washers	Steel $\varnothing=38\text{mm}$	LM DAHL
6	Steel Strip	40% perfor. $68 \times 0.5\text{mm}$	LM DAHL
7	Screw IR2-4.8	Steel 60mm	SFS Intec

Für diese technische Unterlage behalten wir uns alle Rechte vor, auch für den Fall der Patentverletzung oder Gebrauchsmusterverletzung. Ohne unsere vorherige Zustimmung darf diese technische Unterlage weder ververvielfältigt noch Dritten zugänglich gemacht werden und sie darf durch den Empfänger oder Dritte auch nicht in anderer Weise mittelbar oder unmittelbar verwendet werden. Zuwiderhandlungen verpflichten zu Schadenersatz und können strafrechtliche Folgen haben.

We reserve all rights for this technical document including possible grant of patent or registration of a utility model. Without our prior consent, this technical document must not be reproduced / copied nor made available to third parties, and it must not be otherwise exploited in any other way by the recipient or any third parties. Noncompliance will result in an obligation for compensation of any damage resulting therefrom and may have penal consequences.

ISOVER

SAINT-GOBAIN ISOVER

Änderungen / Modifications		Datum / Date	
E			
D			
C			
B			
A			
Maßstab / Scale		Gezeichnet / Drawn	
		A. Köhler	
		Geprüft / Checked	
		Datum / Date	
		25.01.2007	
		Klass. Nr. / Class. No.	
		Zeichnung Nr. / Drawing No.	
		AK2172	
		Index	
		2/2	

FRD60 FRP Bulkhead

top view - level layer 1+2

